

SPECIFICATION

Customer : QUARTZ

受 控

Applied To :

Product Name : Magnetic Buzzer




Model Name : KPMB-G2615LA

Drawing No. : OEM1959R

Compliance with ROHS

Signature of Approval

Signature of KEPO

Approved by	Checked by	Issued by	Date
			



宁波凯普电子有限公司

宁波东钱湖镇东钱湖工业区宝源路 25 号
TEL:+86-574-88370330 FAX:+86-574-88370329
No.25 Baoyuan road Dongqian Lake, Industry Area, Dongqian town,
Ningbo City,China(Post Code:315121)
Sales@chinaacoustic.com www.chinaacoustic.com

Specification for Magnetic Buzzer	Page	2/10
	Revision No.	1.0
	Drawing No.	OEM1959R
Model No. : KPMB-G2615LA		

CONTENTS

1. Scope
范围
2. General
概要
3. Electrical and Acoustic Characteristics.
电声参数
4. Reliability Test
可靠性试验
5. Measurement Block Diagram & Response curve
测试图和曲线图
6. Structure
结构
7. Dimensions
尺寸
8. Packing
包装
9. Revision
履历表

Specification for Magnetic Buzzer	Page	3/10
	Revision No.	1.0
	Drawing No.	OEM1959R

Model No. : KPMB-G2615LA

1. Scope

This product specification is applied to the Magnetic Buzzer in alarm systems. Please contact us when using this product for any other applications than described in the above.

本规格书适用于电磁式蜂鸣器，通常它用在系统中做报警或提示的声响器用，如果将该产品用于其它领域，请与我们联系。

2. General

- 2.1 Form : Ø26mm
外形 : Ø26 mm
- 2.2 Height : 15.2 mm
高度 : 15.2mm
- 2.3 Weight : 12 g
重量 : 12克
- 2.4 Operating Temperature range:
-20~+60°C without loss of function
工作温度: -20~+60°C
- 2.5 Store Temperature range:
-30~+70°C without loss of function
储藏温度: -30~+70°C

3. Electrical and Acoustic Characteristics.

Test condition : 15 ~ 35 °C, 25% ~ 85% RH, 860~1060 mbar
测试条件: 15~35 °C, 25%~85%RH, 860~1060mbar

	Items 项目	Specification 规格
1	Rated Voltage 额定电压	1.5VDC
2	Operating Voltage 工作电压	1-2VDC
3	Max.Rated Current 额定电流	20mA/1.5VDC
4	Resonant Frequency 谐振频率	400± 100Hz
5	Min.Sound Pressure Level 额定声压	75dB1.5VDC/10cm
6	Tone Nature 音调	Continuous (直音)
7	Case Material/Color 壳体材质/颜色	ABS/Black

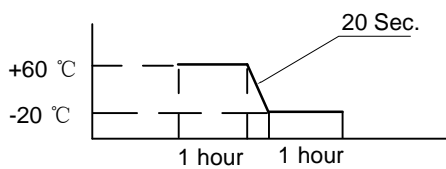
Specification for Magnetic Buzzer	Page	4/10
	Revision No.	1.0
	Drawing No.	OEM1959R

Model No. : KPMB-G2615LA

4. Reliability Test

After test(1~7item), the Buzzer S.P.L . difference shall be within $\pm 10\text{dB}$, Frequency difference shall be within $\pm 0.5\text{KHz}$. and the appearance not exist any change to be harmful to normal operation(e.g. cracks,rusts,damages and especially distortion).

在1-7项试验后，蜂鸣器的声压变化值在 $\pm 10\text{dB}$ 之内，频率变化在 $\pm 0.5\text{KHz}$ 之内。外观无变化（例如：开裂、生锈、损伤、变形等现象）。

1	High Temperature Test 高温试验	<p>After being placed in a chamber with $+70\pm 2^\circ\text{C}$ for 240 hours and then being placed in natural condition for 2 hours, sounder shall be measured.</p> <p>放置于温度$+70\pm 2^\circ\text{C}$的烘箱内240小时，然后取出，在常温下放置2小时后，测试扬声器。</p>
2	Low Temperature Test 低温试验	<p>After being placed in a chamber with $-30\pm 2^\circ\text{C}$ for 240 hours and then being placed in natural condition for 2 hours, sounder shall be measured.</p> <p>放置于温度$-30\pm 2^\circ\text{C}$的制冷箱内240小时，然后取出，在常温下放置2小时后，测试扬声器</p>
3	Humidity Test 潮湿试验	<p>After being placed in a chamber with 90 to 95%R.H. at $+40\pm 2^\circ\text{C}$ for 240 h and then being placed in natural condition for 2h , sounder shall be measured.</p> <p>将产品置于湿度为 90~95%R.H，温度为$40\pm 2^\circ\text{C}$试验箱中240小时，然后在正常大气压条件下恢复2小时后，进行测量</p>
4	Thermal Shock Test 热冲击试验	<p>After being worked in a chamber at $+60\pm 2^\circ\text{C}$ for 1 hour, then sounder shall be placed in a chamber at $-20\pm 2^\circ\text{C}$ for 1 hour(1 cycle is the below diagram).</p> <p>After 6 above cycles, sounder shall be measured after being placed in natural condition for 1 hour.</p> <p>将产品置于$+60\pm 2^\circ\text{C}$试验箱中，先工作1小时，然后将产品置于$-20\pm 2^\circ\text{C}$试验箱中，再工作1小时，经过6个循环后，在正常大气压条件下恢复2小时，进行测量</p> 

Specification for Magnetic Buzzer	Page	5/10
	Revision No.	1.0
	Drawing No.	OEM1959R

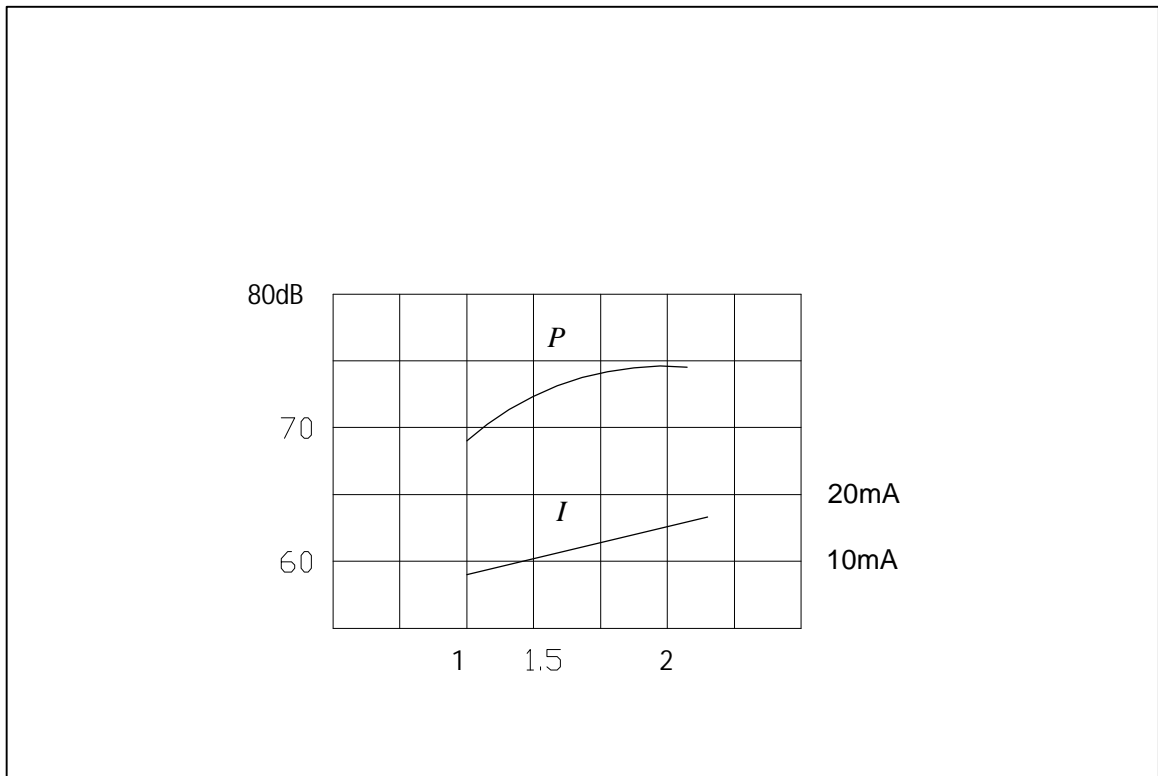
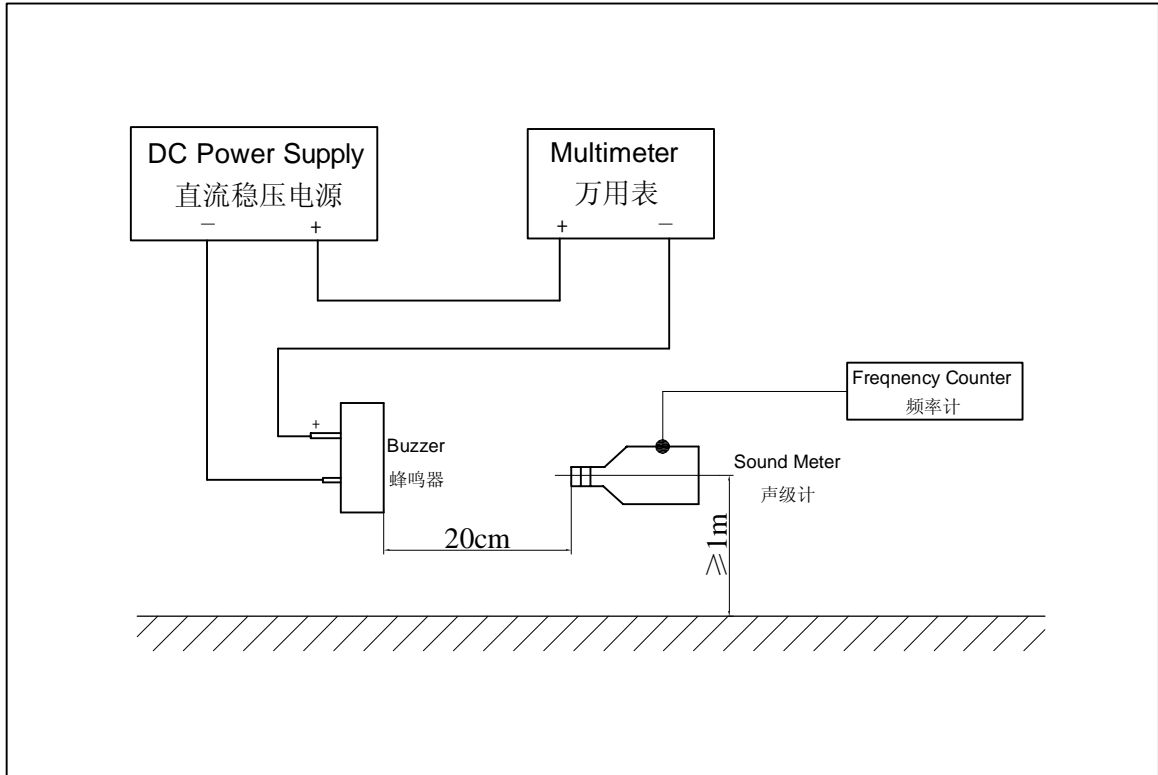
Model No. : KPMB-G2615LA

4. Reliability Test

	实验项目 Item	实验条件 Test Condition	实验后规格 Specification
5	耐冲击性 Shock	<p>峰值加速度 490m/s^2, 半正弦波, XYZ三个方向各3次冲击实验后, 进行测试.</p> <p>Sounder shall be measured after being applied shock(490m/s^2) for each three mutually perpendicular directions to each of 3 times by half sine wave.</p>	<p>符合表1的要求</p> <p>The measured value shall meet Table 1.</p>
6	耐振动性 Vibration Resistant	<p>振动频率 10~30 Hz, 1.5mm 全振幅, XYZ三个方向各2小时试验后, 进行测试.</p> <p>Sounder shall be measured after being applied vibration of amplitude of 1.5mm with 10 to 30Hz band of vibration frequency to each of 3 perpendicular directions for 2 hours.</p>	
7	连续运行 continuum run	<p>1.5VDC/240小时</p> <p>1.5VDC/240hours</p>	

Specification for Magnetic Buzzer	Page	6/10
	Revision No.	1.0
Model No.KPMB-G2615LA	Drawing No.	OEM1959R


5. Measurement Block Diagram & Response curve



Specification for Magnetic Buzzer	Page	7/10
	Revision No.	1.0
	Drawing No.	OEM1959R

Model No. :KPMB-G2615LA

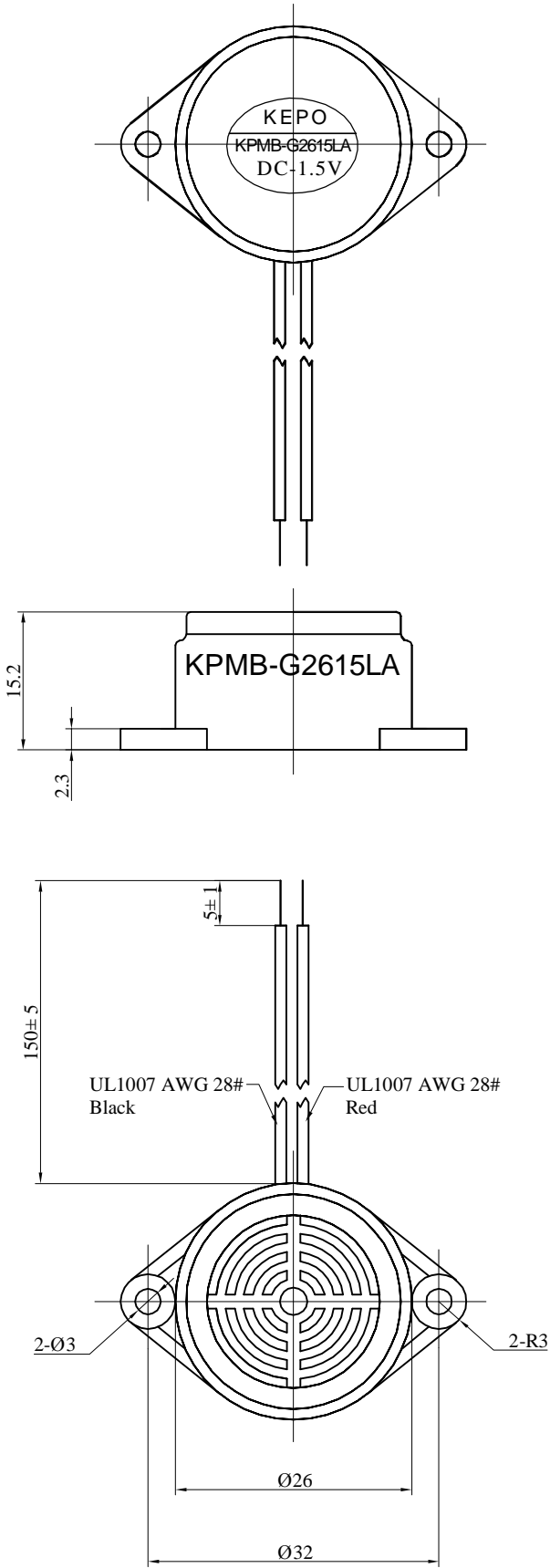
6. Structure



8	Magnetic ring 磁环	1		
7	Case 壳体	1	ABS	
6	Coil 线圈	1	QA	
5	Case 引线	2		
4	PCB 印纸板	1		
3	T Core T 铁	1	Fe	
2	Diaphragm 膜片	1	ABS	
1	Gasket 垫片	1		
No.	Part Name 型号	Q'TY	Material 材质	SGS 编号

Specification for Magnetic Buzzer		Page	8/10
		Revision No.	1.0
Model No. :	KPMB-G2615LA	Drawing No.	OEM1959R

7. Dimensions



FIRST ANGLE PROJECTION

UNIT : mm
Tolerance : ± 0.5

Specification for Magnetic Buzzer		Page	9/10
		Revision No.	1.0
Model No. :	KPMB-G2615LA	Drawing No.	OEM1959R

8. Packing



QTY:120Pcs



QTY: 1440Pcs
425x400x315

Specification for Magnetic Buzzer	Page	10/10
	Revision No.	1.0
	Drawing No.	OEM1959R

Model No. : KPMB-G2615LA

9. Revision

Rev. No.	DATE	PAGE	DESCRIPTION	SIGN
1.0	2013.09.29	10	primary	